

## **Introduction**

- Instructional fees are only one of several financial components that determine the cost of education at the University of Lethbridge. In addition to tuition and other mandatory fees, related costs including textbooks, parking, housing and food must be considered. This report compares the changing costs of education over a ten-year period from 1994-95 to 2004-05 at the University of Lethbridge. These costs are then compared to other Western Canadian Universities for the same years. With increasing operating costs and low provincial grants, it is important to maintain current levels of enrolment. Maintaining competitive fees is one way to achieve this.
- The University Calendar, Proposed Fees and Rates report, and the Student Debt report provided in depth information on all fees charged to students at the University of Lethbridge. This report gives the amount of a fee, explains the fee's purpose, and compares the fee to those charged at other Western Canadian Universities.

## **Table of Contents**

<u>Executive Summary</u>	<u>Pg</u>
<u>Glossary of Fees</u>	<u>Pg</u>
<u>Fee Descriptions</u>	<u>Pg</u>
<b>Analysis</b>	
Table 1: Student Budget Analysis Table	Pg
<u>Student Budget Analysis</u>	<u>Pg</u>
Graph 1: Sample Student Budgets	Pg
Table 2: Fee Comparison 1994-2005	Pg
<u>University Revenue Analysis</u>	<u>Pg</u>
Table 3: Tuition Revenue	Pg
Graph 2: % Difference Revenue Analysis	Pg
Graph 3: U of L Tuition Fees (1993/94-2003/04)	Pg
Table 4: Revenues	Pg
Graph 4: Revenue Distribution (%)	Pg
Graph 5: Revenue Distribution (\$)	Pg
Table 5: Revenue Analysis	Pg
Graph 6: % Changes in Enrolment, etc.	Pg
Table 6: U of L Tuition & Operating Grant	Pg
<u>Tuition Fee Policy</u>	<u>Pg</u>
Graph 7: Alberta Tuition Cap	Pg
<b>University Fee Comparison</b>	
<u>Alberta Fee Comparison</u>	<u>Pg</u>
Table 7: Alberta Fee Comparison	Pg
Graph 8: Alberta University Tuition	Pg
<u>Western Canada Fee Comparison</u>	<u>Pg</u>
Table 8: Differential Tuition	Pg
Table 9: Western Canada Fee Table	Pg
Table 10: Western Canada Budget Comparison- 1 <sup>st</sup> year B.Sc.	Pg
Table 11: Western Canada Budget Comparison- 3 <sup>rd</sup> year B.A.	Pg

**Appendixes**

Appendix A: Fees Charged by Faculties at the U of L Pg

Appendix B: Graduate Program Fee Comparison Pg

Appendix C: Textbook Costs Pg

Table 12: Textbook Costs Pg

Appendix D: Off Campus Internet Access Pg

Table 13: Internet Access Pg

Appendix E: Loans & Scholarships Pg

Table 14 & 15: Grants & Loans Pg

Table 16: Scholarships Pg

## Executive Summary

- This report includes detailed information on all fees charged at the University of Lethbridge. It analyzes our fees and provides a comparison with other Western Canadian Institutions.
  - Per course tuition fees have gone from \$238 in 1994, to \$347 in 2000, to \$400 in 2004. This is a 68% increase in the last ten years.
  - April 1, 2002 saw the implementation of the Student Administrative Fee that amounts to \$10.50 a course.
  - For the 2004-05 school year, U of L raised its tuition fees by 7.2%. The University of Alberta raised it's by 5.3%, and the University of Calgary increased it's tuition by 4.8%. In dollar terms, increases at the three schools were virtually identical.
- Student fees are an important issue on every campus. This report assesses the impact University of Lethbridge fees are having on students. Changing our fees has consequences for the general student population and it is important for decision makers to be aware of these consequences.
  - Obtaining a University education is expensive. A B.A. student living in residence at the U of L can expect to spend a minimum of around \$47,600 over a four-year period while obtaining a degree.
  - Education costs have risen to be 48.38% of a U of L student's budget. This is up 1.72% since 1995-96.
- The current Alberta Learning Tuition Fee Policy is under review. The tuition cap of 30% (tuition revenue cannot exceed 30% of net operating expenditures) was first reached by the U of L in 2000-2001. Subsequently, U of L was forced to freeze tuition rates until the end of 2002-2003. Though the University is currently below the cap, it is expected to be reached again in the near future if a change in the policy is not made. (see pg 8)
  - Operating grant per FTE student dropped from \$7,868 in 1993 to \$6,186 in 2003 (1993 constant dollars). This is a 27.2% drop in ten years. Tuition per student has gone from \$2,370 in 1993 to \$3,970 in 2003 (1993 constant dollars). This is a 67.5% increase in ten years.
  - Tuition fees comprise 27% of the U of L's operating budget, up 7% from 1993, while provincial grants cover 55% of our net operating budget, down 11% since 1993.

## Glossary of Fees

### **Program Fees**

These are academic fees directly related to programs offered at the University of Lethbridge.

### **Applied Study**

The Arts and Science Applied Study program gives students the opportunity to apply their academic knowledge in a paid or volunteer capacity with companies or charitable organizations.

### **Audit**

Assessed to students who receive instructional benefit from a course, but do not receive course credit. This fee is equal to half the tuition fee for a given course.

### **Co-op**

This is a mandatory fee paid by all students participating in a full-time work experience program (minimum 12 week work term). The Faculty of Arts and Science and the Faculty of Management Cooperative Education Programs both assess this fee.

### **English as a Second Language**

For students who do NOT meet the University's English Language Admittance Standards.

### **Instructional**

Fees charged to students receiving instruction.

### **Mentors Program**

The Mentors program is available to students in the Faculty of Management. The program matches students with business people, community members, and other suitable mentors who provide guidance and direction to the student.

### **Music Studio**

Provides Fine Arts students with group and individual music instruction. Practice facilities are available for outside of class time.

### **Professional Semester**

Education students pay this fee during teaching practicums. The fee covers instruction, orientation, travel, and a honoraria/recognition of mentor teachers in the schools.

### **Tuition**

A fee for instruction.

### **Service Fees**

### **Account History**

Upon request Financial Services provides an account history summary to students.

### **Admission Deposit**

Paid by newly admitted students and students returning after an absence. Payment of this non-refundable deposit is the final step in the admission process.

### **Application (admittance)**

Charged by the Registrar's office to students applying for admission to the University of Lethbridge.

### **Athletics and Recreation Services (A.R.S.)**

On campus students pay this fee for the fall and spring semesters allowing them access to various facilities and events both on campus and throughout the city (swimming pool, gymnasium, weight room). Off campus and summer students may opt into this service.

**Alberta Universities' Writing Competence Test (AUWCT)**

This test is for those students who have yet to complete their writing competency requirement.

**Calendar**

Newly admitted students receive a free copy of the calendar while continuing students may purchase a calendar. The calendar can be viewed on the Internet for free.

**Faculty Fees**

These are fees specific to a faculty. For example, faculty fees in Arts and Science include lab coats and computer account charges. In Education these include fees to have placement files sent to employers.

**Health Center**

Standard medical fees assessed to students visiting health care professionals. Many health plans (including the Students' Union Health Plan) cover these fees. Professionals available include: nurses, doctors, chiropractors, and massage therapists.

**Housing (damage deposit)**

Refundable deposit charged to all residence students each term.

**Housing (rent)**

Accommodation fee for on campus dorms, apartments, and townhouses.

**ID card**

No charge at the University of Lethbridge

**Internet Access**

Charged to on-campus and off-campus students wishing to obtain unlimited Internet access. Services are provided by Information Technology.

**Interlibrary Loans**

A division of the University Library that loans and receives books from other North American libraries. Undergraduate students receive 25 free interlibrary loans per year. A \$5 charge per request is levied if this limit is exceeded.

**Library Fines**

Charged to students who bring materials back to the University library late.

**Locker**

A user fee levied on people using lockers on campus. Available locker options include half-size, full-size, and towel service.

**Materials and Service**

A substitute for many charges that would otherwise be levied at the departmental level for consumable supplies, modest photocopy costs and special services (e.g. Information Technology, library, and student support). See page 9.

**Meal Plan**

The meal plan is mandatory for students residing in University Hall. The plan comes in three sizes (small, medium, and large) to cater to varying appetites.

**Organization of Residence Students (ORS)**

This fee allows the ORS to run social events and other services for residence students.

**Parking**

Students with motor vehicles (not including motorcycles) pay these fees if they park in designated University lots. Permit options include plug, non-plug, special lot, and metered.

**Physical Plant (door keys)**

A work control fee assessed to individuals (including students) who lose door keys.

**STUDENT FEE REPORT – 2004-05**

**Recreation**

A number of recreational programs are offered including intramurals (floor hockey, ice hockey, soccer, etc.), clubs (curling, fencing, golf, etc.) and non-credit programs (ballet, first aid, scuba diving, etc.).

**Registration (late fee)**

Assessed to students who require a late registration adjustment.

**Replacement Parchment**

Charged to students requiring a new parchment.

**Student Administrative Fee**

Fee associated with providing student services either in person, via the web, or by means of voice response technology. See page 10.

**Student Card**

See ID card.

**Student Card Replacement**

Covers the cost of replacing a lost or stolen student card.

**Students' Union Fees**

Building Fund

Cover costs associated with the Students' Union Building. These include maintenance, renovations, and utility charges.

Operations Fund

Supports the ongoing day-to-day business costs such as administration, memberships, and student services offered by the SU.

Capital Replacement Fund

Used to replace major assets and depreciated items.

Health and Dental Plans

The Health and Dental plans are extended plans over and above provincial health care. All full-time students, who pay Students' Union fees, are assessed this fee unless

alternative coverage is presented to the SU Health/Dental plan coordinator.

CKUL Fee

Supports the operations of the student & staff radio station.

Meliorist Fee

Supports the operations of the student newspaper.

Lethbridge Public Interest Research Group

(LPIRG) Fee

Used to support the operations of the LPIRG.

**Unclassified Registration**

Paid by all individuals, each time they register, via the Unclassified Student route.

## **Fee Descriptions**

### **Program Fees**

#### ***Tuition Fees***

The Alberta Learning Tuition Fee Policy now in effect was initiated in 1994-95 at a time when Alberta post secondary institutions were experiencing decreased operating grants. The changes introduced in this policy reflected the view that in the future, students are to assume a greater share of the financial responsibility for their education.

The most important guideline is this Policy stated that tuition revenues must not exceed 30% of an institution's annual net operating expenditures. The University of Lethbridge reached and exceeded this cap in 2000-01. Since then, the institution has received operating grants for the LINC building, thus lowering the tuition revenue as a percentage of net operating expenditures. The reason that the institution suspects that it will soon reach this cap again is because there are a large number of students who are not funded by government grants. This means that tuition revenue will increase, but the operating expenditures will not increase proportionately. The Tuition Fee Policy is currently under examination, in conjunction with the Alberta Universities Act, by the Provincial Government. See page \_\_\_.

#### ***Applied Study Fee***

The applied study fee is equivalent to a three-credit course fee. An applied study is an option where students earn academic credit for employment or volunteer experience relating to their academic program. Students submit a Learning Plan that outlines learning objectives set by themselves. This plan is submitted to a Faculty member who evaluates the degree to which objectives were met. An applied study provides an opportunity to develop both professional and personal qualifications by integrating principles learned in the classroom with practical situations in an employment environment.

#### ***Co-op Fee***

This is a mandatory fee paid by all students participating in a full-time work experience program (full-time is defined as a minimum twelve week work term). The fee is assessed by the Faculty of Arts and Science and the Faculty of Management Cooperative Education Programs. Federal funding for our Co-op programs was last available in 1998. In 1995-96 the fee was increased to the equivalent of tuition for two courses, to bring the Co-op operations to a cost recovery status. This fee covers program administration and the costs of supervising students participating in the program. The fee has remained the same since then and is now less than the equivalent of two courses.



### ***Mentors Program Fee***

The Mentors Program provides students with an introduction to a contemporary form of management development known as mentoring. A student is matched with someone in a position to provide guidance and help the student grow and develop. The goal is for the student to gain insight into their aspired career objectives and for the mentor to learn and develop from their experiences with the student. All students attend a welcome reception, two workshops, a mix & mingle, and a celebration wind-up each term. The program started in 1998 with ten students, and there are approximately seven students enrolled in the program for the fall. The initial program fee was \$100. To help cover program costs this fee was increased to \$280 in 1999-2000. The fee remained stagnant since then.

---

### **Services Fee**

#### ***Material and Service Fee***

The material and service fee applies to all students attending the University of Lethbridge. Costs associated with the following are included in the Material and Service fee:

- Laboratory materials include chemicals, glassware, specimens and any other expendable laboratory items.
- Art materials including glazes, additives, use of specialized tools, acids and solvents, welding and drilling supplies and blade replacements.
- Royalties for the use of plays for student productions, costumes, lighting and technical assistance required, all materials and supplies for costume and set design.
- Practice facilities for all students enrolled in Music Division credit courses as well as royalties for the use of music in performances.
- Photocopying of routine handouts to supplement laboratory and text materials. This does not include costs associated with complete sets of program materials.
- Examination booklets.
- Use of computer facilities on campus including labs and twenty-four hour study space including on-campus internet access.
- Use of the University Library and all of its resources

Other services provided to students free of charge include 25 interlibrary loans per year, study skills workshops including topics such as dealing with stress, time management, money management, and test preparation. Career and Employment Services also provide students with several workshops free of charge including resume writing, interview techniques and job searches. Many Western Canadian Universities do not provide these services free of charge but rather charge directly for these services or levy a mandatory student service fee.

## **STUDENT FEE REPORT – 2004-05**

This fee does not include consumables used in many of the arts and science or fine arts courses, or the supplemental costs for readings that are charged in some faculties. In all cases the fees charged are to recover costs only.

The material and service fee has stayed constant at \$24 since 1996-97.

### ***Student Administrative Fee***

The Student Administrative Fee was implemented and made effective as of April 1, 2002. This fee helps to offset costs associated with student services at the University of Lethbridge. As enrolment increases each year, the costs associated with providing services in the areas of admission, registration, student records management, confirmation of enrolment, assistance with loan processes, student billing and academic certification (transcripts and original convocation parchments) also increase. These services are provided either in person, via the web or by means of voice response technology and the costs of maintaining infrastructure and personnel to service the growing student population is expensive. This fee provides additional funds to meet these obligations.

This fee is assessed to ALL students. It is assessed for the fall and spring semesters and summer session on a credit hour basis. It was decided that this was the fairest method of payment, rather than paying on a full-time or part-time basis. With the introduction of the Student Administrative Fee of \$3.50 per credit hour, the registration deposit of \$75, as well as the transcript fee of \$4 and the application for graduation fee of \$25 were eliminated.

### ***Students' Union Fees***

#### *Students' Union Operations and Building Fee*

The University collects Students' Union fees on behalf of the Union. Fees are used to support the general operations of the Students' Union including cabarets, speakers, lobbying, clubs, the SU building, the Safe Walk program, as well as special events.

#### *Student Health and Dental Plan*

The Student Health and Dental Plan is mandatory extended health care coverage. All students have the option to opt out of the plan provided that they have proof of coverage by another plan. The Health Plan has been in place since 1993, and the Dental Plan since 1999.

#### *Meliorist Fee*

The Board of Governors passed a resolution on June 19, 1980 to collect, on behalf of the Students' Union, a Meliorist fee of \$3.50 per semester for the operation of the student newspaper. On May 26, 1987 a resolution was passed to increase the fee to \$5.00 per semester.

#### *CKUL Fee*

In the spring of 1996, the Students' Union held a referendum to see if the student body would support a levy for the operation of the campus radio station CKUL. Prior to this levy, the radio station was funded by the Students' Union. The students supported the proposal and in May

**STUDENT FEE REPORT – 2004-05**

1996 the Board of Governors endorsed the CKUL project and with it the \$3 per student per semester student fee levy.

***Athletics and Recreation Fees***

ARS fees provide support for the basic operating costs of the Recreation Services and Athletic Programs. Recreation Services offers a number of structured programs to promote physical activity on campus. The department offers intramurals, clubs, and non-credit programs.

***Parking and Housing Fees***

These fees are not mandatory fees, but are charged if the student uses the services that are available. Both Parking Services and Housing Services are full cost recovery units and operate on a break-even basis with no funding provided from the operating grant or from instructional fee revenue. Revenues generated are for both operations and capital replacement.

***Residence Dining Plan***

This plan is mandatory only for those students residing in University hall where cooking facilities are not available. This plan offers the students meals from either the Fresh Express or Coulee Junction.

***Textbook Costs***

The rising cost of campus textbooks has been a contentious issue for many students. Appendix C analyzes and explains the reasons behind textbook prices.

## Student Budget Analysis

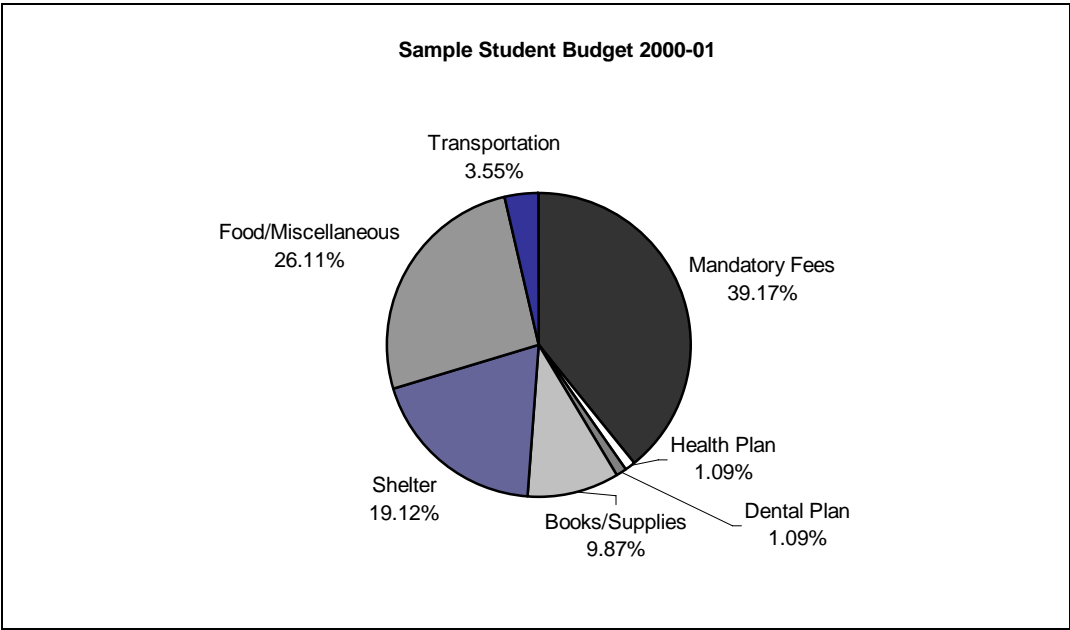
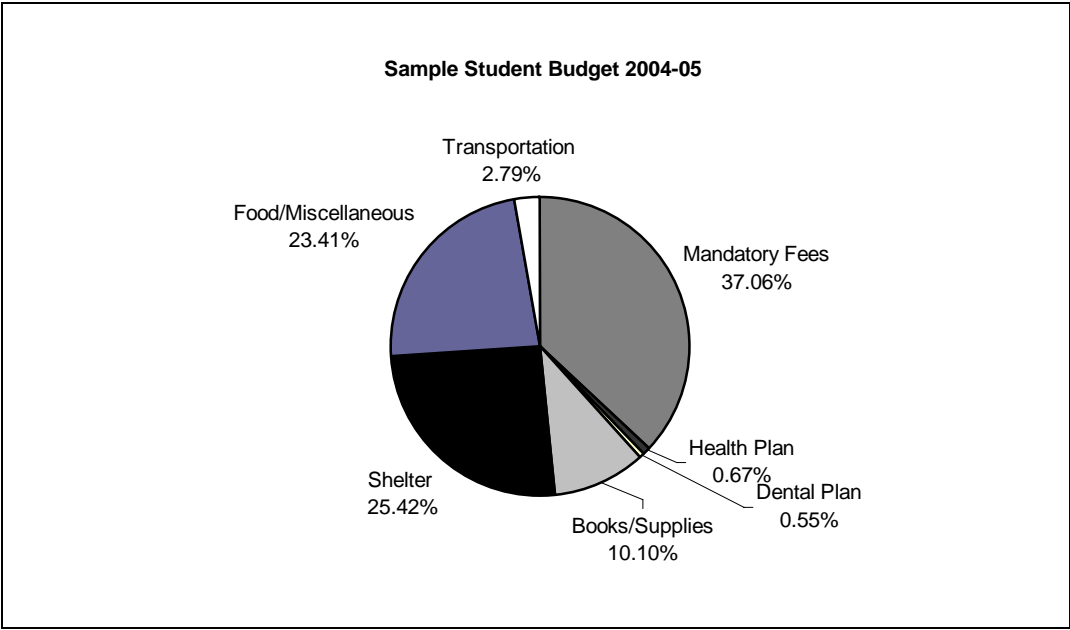
Educational costs are making up more and more of students budgets. This is something that needs to be seriously considered because education is not the only aspect that is becoming more expensive. Students are also dealing with the rising costs of accommodation, food, transportation, etc. These rising costs require that many students receive larger student loans.

As reported in the Student Debt at the University of Lethbridge Report, median student debt has remained constant around \$20,000 since the mid-to-late 1990's. The proportion of students with debt has also remained constant around 65%. A steady decrease in the proportion of graduating students with large debt (large is defined as debt at least as large as expected income) occurred throughout that same period of time. During a time when the proportion of out-of-town students has increased from 56.7% to 73.3%, the relatively constant debt load and proportion of students with debt has been maintained. This level of debt is considerably lower than the anticipated amount of \$30,000—the number generally believed to be the level of student debt.

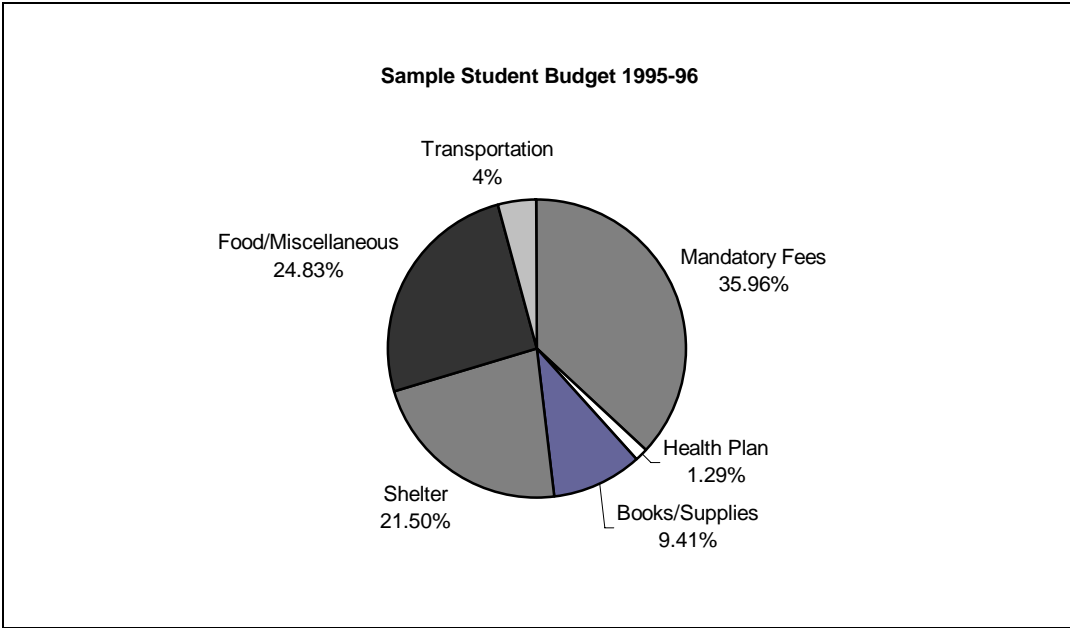
Table 1  
**Student Budget Analysis**

	1995-96	% Total	2000-01	% Total	2004-05	Total %
Mandatory Fees	\$3,057	35.96%	\$3,967	39.17%	\$4,991	37.06%
Health Plan	\$110	1.29%	\$110	1.09%	\$90	0.67%
Dental Plan	N/A	N/A	\$110	1.09%	\$74	0.55%
Books/Supplies	\$800	9.41%	\$1,000	9.87%	\$1,360	10.10%
<b>Educational Costs</b>	<b>\$3,967</b>	<b>46.66%</b>	<b>\$5,187</b>	<b>51.22%</b>	<b>\$6,515</b>	<b>48.38%</b>
Shelter	\$1,828	21.50%	\$1,936	19.12%	\$3,424	25.42%
Food/Miscellaneous	\$2,366	27.83%	\$2,644	26.11%	\$3,152	23.41%
Transportation	\$340	4.00%	\$360	3.55%	\$376	2.79%
<b>Living Costs</b>	<b>\$4,534</b>	<b>53.34%</b>	<b>\$4,940</b>	<b>48.78%</b>	<b>\$6,952</b>	<b>51.62%</b>
<b>Total Costs</b>	<b>\$8,501</b>	<b>100%</b>	<b>\$10,127</b>	<b>100%</b>	<b>\$13,467</b>	<b>100%</b>

University of Lethbridge  
**STUDENT FEE REPORT – 2004-05**



University of Lethbridge  
**STUDENT FEE REPORT – 2004-05**



## University Revenue Analysis

As stated in the report prepared in September 2000, the composition of the University’s revenues has changed dramatically. In 1993-94, government grants comprised 65.5% of the University’s general operating revenues. In 2003-04, government grants comprised only 55.1% of revenues, and tuition revenues had increased from 19.5% to 26.5%. (Composition of other revenue can be seen on page \_\_\_).

Changes in full time equivalent enrolment and changes in per course tuition rates have a direct impact on tuition revenue at the University of Lethbridge. The question is, has rising tuition impacted our revenue situation more than increases in enrolment have?

The tuition revenue analysis that follows is for ten fiscal years (1994-95 to 2004-05).

Approximated tuition revenue for each year was calculated by multiplying the number of full time equivalent (FTE) students by the per course tuition fee and 8.33 which is the average number of courses taken by students each academic year. Approximated tuition revenue does not include instructional fees from programs such as Mentors or Co-op. Despite this, there is only a 5% to 6% difference between approximated and actual tuition revenue. Because per course tuition and FTE enrolment affect tuition revenue, it is important to isolate the effect each variable has on revenue. For comparison purposes, 1994 was used as the base year. FTE enrolment in 1994 was 5201 students. Per course tuition was \$238. Table 3 isolates the effects tuition and enrolment have on revenue by analyzing each variable independently. Column D holds tuition constant and changes enrolment to obtain approximated tuition revenue. Similarly, Column F holds enrolment constant and changes tuition.

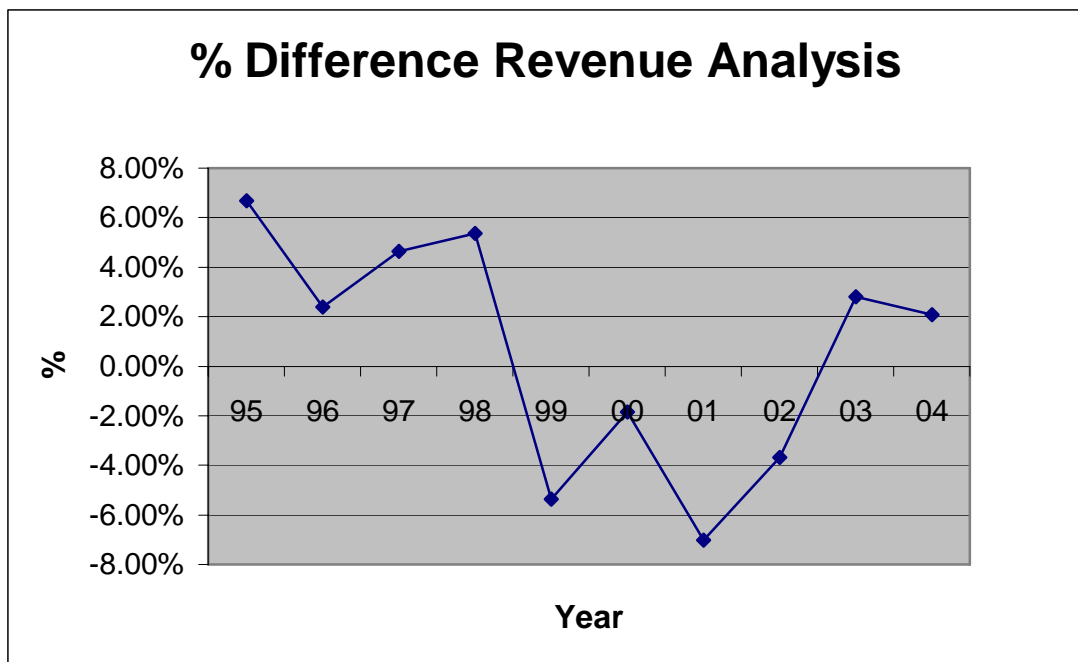
Table 3  
**Tuition Revenue**

Year	Tuition	Enrolment	Tuition Revenue with Tuition constant at \$238	% change	Tuition Revenue with enrolment constant at 5201	% change
1994	\$238	5201	\$10,311,191		\$10,311,191	
1995	\$260	5295	\$10,497,549	1.78%	\$11,264,326	8.46%
1996	\$280	5559	\$11,020,940	4.75%	\$12,130,812	7.14%
1997	\$302	5709	\$11,318,321	2.63%	\$13,083,948	7.28%
1998	\$325	5809	\$11,516,575	1.72%	\$14,080,407	7.08%
1999	\$336	6358	\$12,604,989	8.63%	\$14,556,975	3.27%
2000	\$347	6694	\$13,271,123	5.02%	\$15,033,543	3.17%
2001	\$347	7199	\$14,272,305	7.01%	\$15,033,543	0%
2002	\$347	7474	\$14,817,504	3.68%	\$15,033,543	0%
2003	\$373	7799	\$15,461,829	4.17%	\$16,159,975	6.97%
2004	\$400	8180	\$16,217,177	4.66%	\$17,329,732	6.75%
			Total Change:	44.05%	Total Change:	50.12%

This tells us that rising tuition is having a greater effect on revenue than rising enrolment is, however not by much.

---

Graph 2



In this chart, percent changes in revenue were compared for each year by computing a percent difference. For example, in 1994/95 the percent change in revenue with tuition constant was 1.78%. The percent change in revenue with enrolment constant was 8.46%. The percent difference was therefore, 6.68% (8.46-1.78). Tuition fees continue to increase, but at a slower rate than enrolment, resulting in a declining difference curve. What this analysis shows us is that enrolment appears to be having a bigger impact on increases in tuition revenue now than ten years ago.

### **Government Grants**

Provincial Government operating grants are a critical component of the University's budget as they accounted for 55.1% of the institutions revenues in 2003-2004. Provincial Government grants were basically stagnant in the mid 90's. In 1993-1994 grants to the University totaled \$37,592,000. One year later they were down to \$33,155,000. Grants remained in this range until 1998-1999 when they finally started to increase again.

The current environment of increasing enrolment requires increases in operating budgets for staffing and other costs. Competition among universities for the best faculty means that the U of L must find a way to offer competitive salaries. Because grants are not keeping up with increasing enrolment, the institution has had little choice but to raise the cost of a post-secondary education for students.

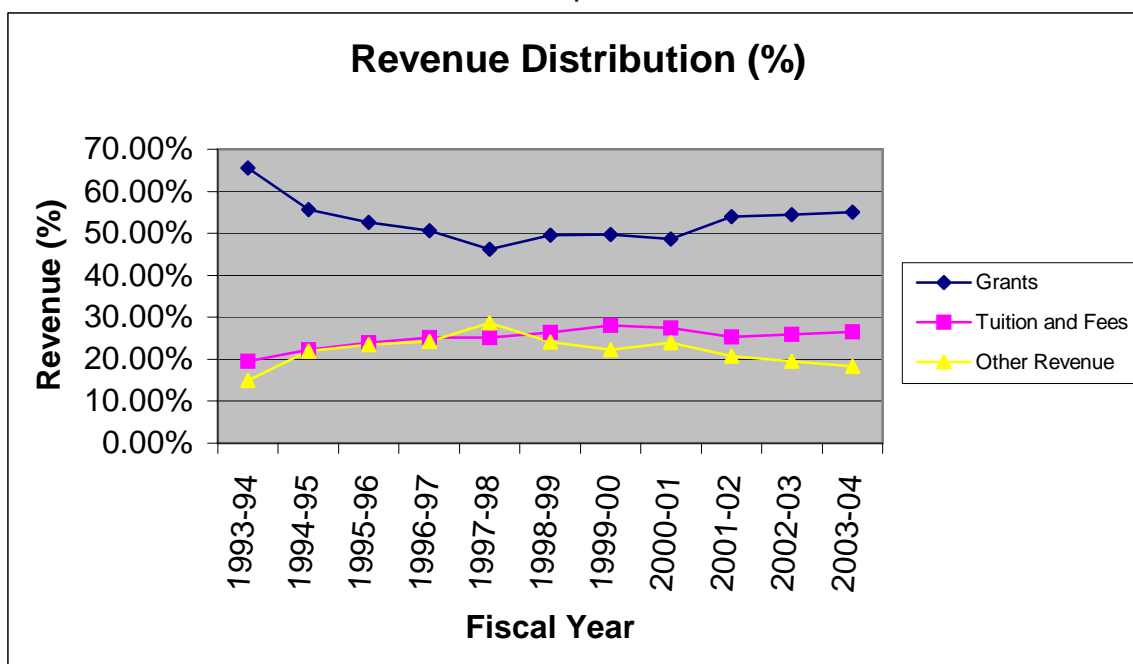
Other Revenue includes sales of services and products, miscellaneous, investment income, gifts and donations, and amortization of deferred capital contributions.



Table 4  
**Source of Revenue**

	<i>Grants</i>	<i>Tuition &amp; Fees</i>	<i>Other Revenue</i>	<i>Total</i>
1993-1994	\$37,592,000	\$11,195,000	\$8,598,000	\$57,385,000
1994-1995	\$33,155,000	\$13,291,000	\$13,050,000	\$59,496,000
1995-1996	\$31,923,000	\$14,549,000	\$14,288,000	\$60,760,000
1996-1997	\$32,039,000	\$15,955,000	\$15,360,000	\$63,354,000
1997-1998	\$32,515,000	\$17,744,000	\$20,155,000	\$70,414,000
1998-1999	\$35,936,000	\$19,108,000	\$17,480,000	\$72,524,000
1999-2000	\$37,414,000	\$21,120,000	\$16,764,000	\$75,298,000
2000-2001	\$40,887,000	\$23,037,000	\$20,054,000	\$83,978,000
2001-2002	\$51,677,000	\$24,198,000	\$19,928,000	\$95,803,000
2002-2003	\$56,931,000	\$27,143,000	\$20,471,000	\$104,545,000
2003-2004	\$62,659,000	\$30,183,000	\$20,898,000	\$113,740,000

Graph 4



- Grant income comprised 65.5% of total revenue in 1993-94. By 2003-04, grant income accounted for only 55.1%.
- Grants rose in 2001-02 due to the receipt of operating funds for the new Library Information Network Center (LINC).

Graph 5

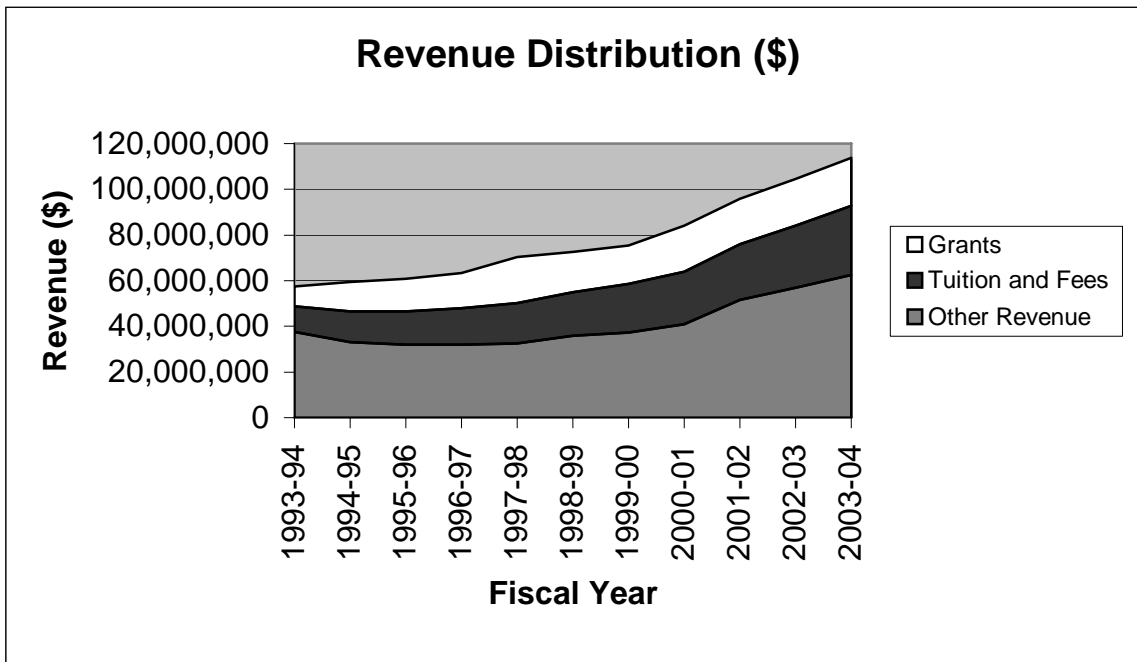
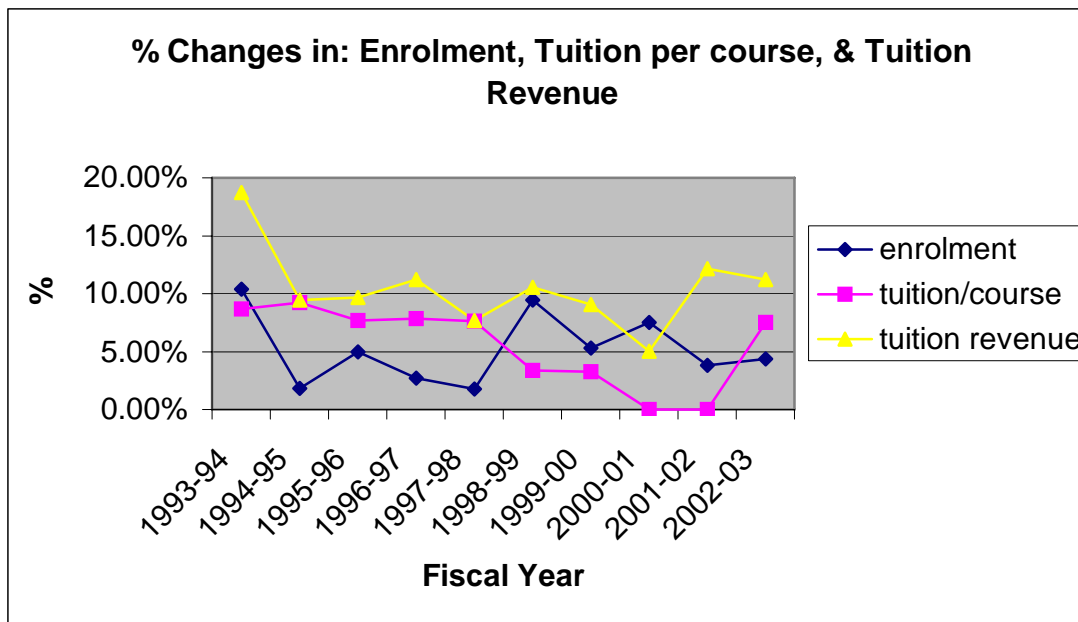


Table 5  
**Revenue Analysis**

Year	Enrolment	Tuition/Course	Actual Tuition Revenue
1993	4711	\$219	\$11,195,000
1994	5201	\$238	\$13,291,000
1995	5295	\$260	\$14,549,000
1996	5559	\$280	\$15,955,000
1997	5709	\$302	\$17,744,000
1998	5809	\$325	\$19,108,000
1999	6358	\$336	\$21,120,000
2000	6694	\$347	\$23,037,000
2001	7199	\$347	\$24,198,000
2002	7474	\$347	\$27,143,000
2003	7799	\$373	\$30,183,000

Graph 6



- Percent changes in per course tuition have consistently fallen in the past ten years.
- Enrolment numbers are based on full-time equivalents.

A good indicator of how operating grants relate to the student and tuition is the number of dollars of operating grant per FTE enrolment. This is a good measure because it shows the amount of money directed at students as well as showing the cost levied on students through tuition. This provides a basis for comparison that adjusts for effects resulting from disproportionate growth in enrolments relative to the levels of operating grants.

According to the table, tuition fees have increased 67.5% since 1993, while grant per FTE student has decreased by 27.2%.

Table 6  
**University of Lethbridge Tuition Fees and Operating Grant  
 Per Full-Time Equivalent (FTE) Student 1993-94 to 2003-04**

**Actual Dollars**

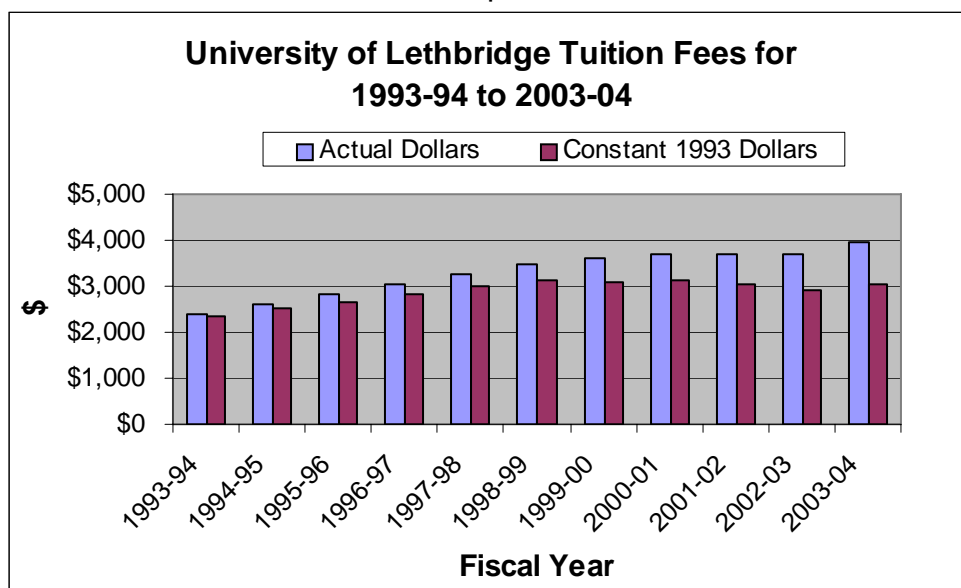
**Constant 1993 Dollars**

Fiscal Year	Tuition Fees (\$)	Operating Grant (\$000)	# of FTE Students	Grant per FTE Student	Alberta Consumer Price Index	Tuition Fees	Grant per FTE Student
1993-94	\$2,370	\$37,592	4,711	\$7,980	0.986	\$2,337	7,868
1994-95	\$2,600	\$33,155	5,201	\$6,375	0.964	\$2,506	6,146
1995-96	\$2,820	\$31,923	5,295	\$6,029	0.943	\$2,659	5,685
1996-97	\$3,040	\$32,039	5,559	\$5,763	0.924	\$2,809	5,325
1997-98	\$3,260	\$32,515	5,709	\$5,695	0.914	\$2,980	5,205
1998-99	\$3,490	\$35,936	5,809	\$6,186	0.892	\$3,113	5,518
1999-00	\$3,600	\$37,414	6,358	\$5,885	0.862	\$3,103	5,073
2000-01	\$3,710	\$40,887	6,694	\$6,108	0.843	\$3,128	5,149
2001-02	\$3,710	\$51,677	7,199	\$7,178	0.815	\$3,024	5,850
2002-03	\$3,710	\$56,931	7,474	\$7,617	0.781	\$2,898	5,949
2003-04	\$3,970	\$62,659	7,799	\$8,034	0.770	\$3,057	6,186

Another look at the impact of government funding on tuition fees is the funding/fee ratio. This ratio shows the extent to which reliance on tuition fees has increased as government funding has decreased.

The University of Lethbridge received \$2.02 in operating grants per tuition dollar in 2003-2004 (actual dollars), a 66.8% decrease since 1993-1994 when the U of L received \$3.37 in operating grants per tuition dollar.

Graph 3



What this chart shows is that tuition in 1993 constant dollars has gone from \$2,370 in 1993-94 to \$3,970 in 2003-04. This is an increase of more than 67.5% in ten years. However, as is seen shortly, part of this increase can be attributed to decreasing government grants.

## Tuition Fee Policy and Revenue Analysis

As stated previously, it is a concern that tuition revenue is becoming an increasingly larger part of the University's total revenues. The Tuition Fee Policy is a big reason it is a concern. Alberta's Tuition Fee Policy was introduced in 1990-91 and was amended in 1994-95. This amendment was effective as the 1995-96 fiscal year. Under this amendment, there were five statements of principles:

- All Albertans should have the opportunity to participate in post-secondary education, should their interest and ability lead them to do so.
- Both students and society should make a reasonable contribution to the costs of post-secondary education.
- Financial need should not be a barrier to participation in post-secondary education by qualified and motivated students.
- Fees should be reasonable and predictable to enable students and institutions to plan their finances.
- Institutions will be accountable to students for the level of fees set and the services provided.

The amended policy also stated that revenues from tuition and other student fees to facilitate credit instruction were allowed to increase to 30% of an institution's net operating expenditures. It also stated that the maximum annual allowable increase per FTE student in 2002-03 was \$259.50.

The current Tuition Fee Policy is under examination. There are concerns on many different levels regarding this policy, however the most prominent one is the fee revenue ceiling. A few institutions, including the University of Lethbridge, are at or near the 30% ceiling. The University of Lethbridge was the only Alberta University to have reached this cap as of 2000-2001, even though our fees are lower than those of other Alberta Universities offering similar programs. Though the U of L is no longer at that cap, it made the institution unable to increase tuition and other fees subject to policy. Therefore, it was increasingly difficult to accommodate cost pressures and resolve long range planning issues. This is not a situation that is guaranteed not to reoccur; the U of L is currently around a 29% ratio. Students are voicing the concern that cost pressures are unrelated to credit instruction and should not be addressed through fee increases.

One possibility being considered under the review of the Policy is that consideration could be given to differential treatment based on an institution's position relative to the ceiling. Consideration could also be given to a revised fee revenue ceiling for institutions at or near the ceiling if there is student support. To gain student support for this, students would need to be

University of Lethbridge  
**STUDENT FEE REPORT – 2004-05**

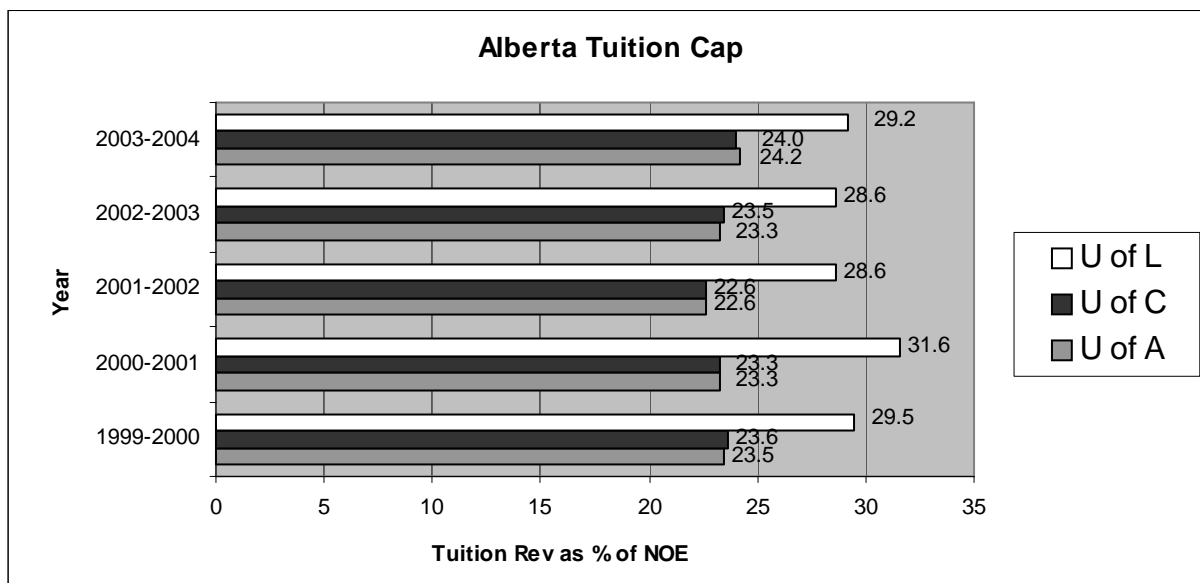
made aware that with minimal government grants and such, it is hard for the University to attract and maintain the best professors and to offer students the best equipment and learning environments, without fee increases. This would be a tough battle to be won with students.

Because the University reached its 30% cap in 2000-01, fees were frozen until the 2003-04 school year. Grant money gained in the past few years due to the LINC building and other occurrences, has caused our ratio of tuition revenue to net operating expenditures to drop to approximately 29%. This made a fee increase available to the University. For example, tuition fees were increased by 7.2%, and other fee increases can be seen in Table 2. Although the operating revenue gained from the LINC building is helpful, in the near future the U of L expects to reach this cap again. This will have to be combated in an alternative way because with the growing student population, revenues other than tuition cannot grow quickly enough to keep our ratio below the 30% cap. This is where the revision of the Tuition Fee Policy would be a benefit for the U of L.

The main issue to consider in the revised Tuition Fee Policy is that the University of Lethbridge and other smaller institutions are being subjected to the same revenue ceiling as large institutions such as the University of Calgary and the University of Alberta. This is a disadvantage to the smaller schools because their net operating expenditures are going to be far less than the expenditures at larger schools, however our tuition revenues will not vary enough to balance out the discrepancy in expenditures. This problem partly stems from the fact that the Policy considers total tuition revenue, rather than tuition revenue per student. For the U of L, the main source of revenue is government grants.

U of L recently dropped back below the tuition cap and was able to raise fees for the first time in three years. In 2000-2001 the institution had to ask for Ministerial approval to be above the provincial cap.

Graph 7



## **University Fee Comparison**

In a competitive educational environment where tuition revenue is comprising a greater percentage of the University's budget than before, retention of current students and recruitment of new students is important for not only the University of Lethbridge, but all other universities. The University of Lethbridge charges fees for many services; this section is to compare U of L's fees to those of other Western Canadian Universities. The reason for looking only at Western Universities is simple: students will compare tuition fees for universities in a specific geographic area. If a student were to wish to attend an institution on the East coast, they would compare with other East coast schools. Few students attending the U of L would decide to attend the University of Toronto next year so they could save a few hundred dollars; that would be irrational.

Fees are of course only part of the consideration when a student is choosing their desired location. Other factors include quality of education, class sizes, services provided, cost of living, as well as community living conditions. However, in an environment where mandatory fees are increasing and consuming more of the student budget, it is important to examine these fees and ensure that the University of Lethbridge is pricing competitively.

---

### **Alberta University Fee Comparison**

Alberta has four universities: University of Alberta, Athabasca University, University of Calgary and the University of Lethbridge. A majority of students in the province choose to enroll in one of these institutions. It is tough to make direct tuition comparisons between these four schools. Athabasca University has not been included in the following Alberta University comparison because it routinely includes the cost of textbooks in its tuition fee. Therefore, comparisons are hard to make without knowing the exact cost of the textbooks.

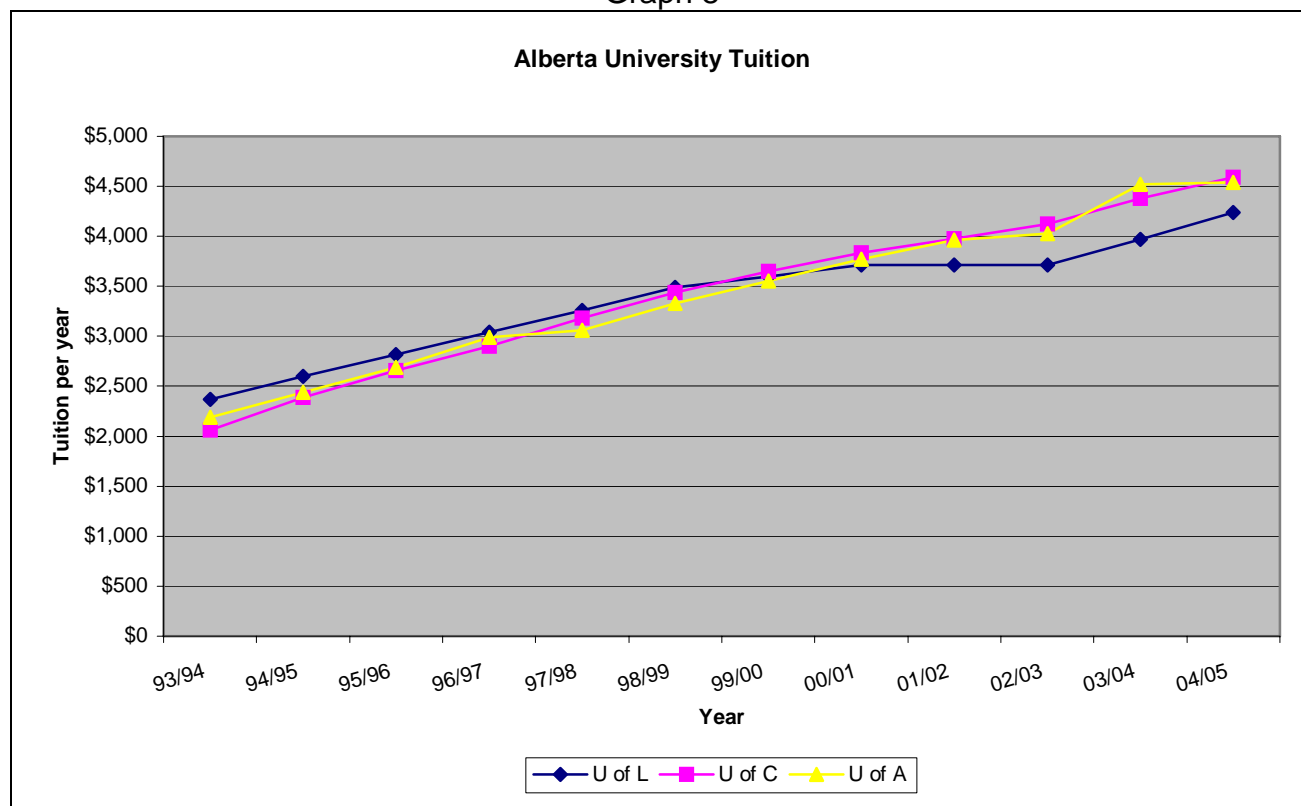
Graph 8 plots annual tuition for U of L, U of C, and U of A. In 1994-95, U of L's tuition fees exceeded U of C and U of A's by 8.79% and 6.69% respectively. As of 2004-05, Lethbridge's fees are 7.63% lower than Calgary's and 6.61% lower than Alberta's. The University of Lethbridge has improved its competitive situation substantially in the past ten years.

To facilitate comparisons between the three universities, tuition fees were standardized. For the University of Lethbridge, the Material and Service fee was included in the tuition fee; the Registration and Transcript fee and Student Services fee were included in the University of Alberta's tuition fee. It is also assumed that students take ten courses per year.

Table 7  
**Alberta Fee Comparison**

Year	U of L Tuition	U of C Tuition	U of A Tuition	% U of L exceeds U of C tuition	% U of L exceeds U of A tuition
94/95	\$2,600	\$2,390	\$2,437	8.79%	6.69%
95/96	\$2,820	\$2,660	\$2,687	6.02%	4.95%
96/97	\$3,040	\$2,900	\$2,987	4.83%	1.77%
97/98	\$3,260	\$3,180	\$3,060	2.52%	6.54%
98/99	\$3,490	\$3,440	\$3,330	1.45%	4.80%
99/00	\$3,600	\$3,650	\$3,550	1.41%	1.41%
00/01	\$3,710	\$3,830	\$3,770	-3.13%	-1.59%
01 /02	\$3,710	\$3,980	\$3,960	-6.78%	-6.31%
02/03	\$3,710	\$4,120	\$4,030	-9.95%	-7.94%
03 /04	\$3,970	\$4,380	\$4,520	-9.36%	-12.17%
04/05	\$4,240	\$4,590	\$4,540	-7.63%	-6.61%

Graph 8





**Western Canada Fee Comparison**

Universities surveyed for this report include: University of Victoria, University of British Columbia, University of Northern British Columbia, Simon Fraser University, University of Calgary, University of Alberta, Athabasca University, University of Saskatchewan, University of Regina, University of Winnipeg, University of Manitoba and Brandon University. Fees are divided into Application, Mandatory, Students’ Union, Athletics and Recreation, Other, Parking, Co-op, Housing, and Meal Plans.

*Tuition*

Most of the universities surveyed do not charge differential tuition. That is, a student taking a science course does not pay a higher tuition fee than a student taking an art course. Until recently it was four out of five universities in Saskatchewan and Manitoba that had differential tuition fees, while none in Alberta and B.C. did. Now, the University of Victoria has become the first University in British Columbia to do the same.

Examples of the differential tuition rates for the University of Saskatchewan, University of Winnipeg, University of Manitoba, Brandon University, and the University of Victoria are all shown below.

*Table 8*

**University of Saskatchewan**

<b>Tuition Category</b>	<b>Cost per 3 Credit Class</b>
1	\$438
2	\$456
3	\$495
4	\$600
5	\$618
6	\$684

**Brandon University**

<b>Section</b>	<b>Cost per 3 Credit Class</b>
Arts	\$303.30
Education	\$308.85
Music	\$322.20
Science	\$329.40
Health Sciences	\$335.40

**University of Winnipeg**

<b>Section</b>	<b>Cost per 3 Credit Class</b>
Arts	278.64
Education	278.64
Science	320.98

University of Lethbridge  
**STUDENT FEE REPORT – 2004-05**

**University of Manitoba**

<b>Section</b>	<b>Cost per 3 Credit Class</b>
Agriculture	\$381.00
Arts	\$300.00
Management	\$402.00
Education	\$327.00
Music	\$342.00
Science	\$354.00
Social Work	\$378.00

**University of Victoria**

<b>Section</b>	<b>Cost per 3 Credit Class</b>
Humanities	\$423.90
Business	\$582.40
Education	\$423.90
Engineering	\$423.90
Computer Science	\$466.11
Law	\$742.12

Overall, the University of Lethbridge has competitive fees as you can see from the charts provided. U of L has the advantage in Alberta for tuition and is very competitive with all the British Columbia Universities.

U of L's parking fees are lower than most schools, but not all. However it should be noted that many schools hold a parking lottery each year because there are not enough lots to go around. This is not foreseen to be a problem in the near future at the U of L.

The University of Lethbridge is comparable as far as residence living arrangements go. They are not a leader when it comes to apartments and townhouses, but prices are still very reasonable.

## Appendix A:

### Fees Charged By Faculties and Schools

- **Management**

Materials Fees:

Mngt 3370:

Testing materials from Psychometrics:

Edmonton campus – 25 students - \$120.00 per student

Lethbridge campus – 18 students - \$114.26 per student

Specialized Course Fees:

Mngt 4640- Malaysia Work Study-approximately \$3,000 per student for airfare and accommodation.

Mngt 3905- MENTORS Seminar \$280 per student.

Cooperative Education- \$560 per student.

International Exchange Fee- \$140 per student.

- **Education**

Ed 2500:

Fee of \$65.00 paid by all students to offset costs related to students' practicum.

PS I & II:

Fee of \$304.00 paid by all students to offset costs related to students' practicum.

Continuation Fee:

Fee paid by students who are reassigned to a school as a result of an incomplete grade in a PS I, II or III practicum. If duration is for two weeks or less, the fee is \$200.00. If a student is reassigned to a school for more than two weeks, the fee is \$400.00.

Student Placement File Fee:

Optional fee of \$10.00 charged to students. Goes towards creating a file for a student that will hold such items as reference letters, PS II and PS III forms, etc.

Education 4210: (Environmental/Outdoor Education)

Students are required to pay for van rental, gas, park admissions, camping fees, etc. These costs are divided up among students. There is no set fee as it varies depending on parks visited.

University of Lethbridge  
**STUDENT FEE REPORT – 2004-05**

M.Ed. Continuation Fee: (Graduate Fee)

Fee paid by students who have not yet completed their program but have paid their nine term fees. The fee is \$462.50.

M.Ed. Off-Campus Instructional Delivery Fee: (Graduate Fee)

Fee paid by students enrolled in courses offered at an off-campus location. This fee covers the travel costs of Faculty teaching the courses off-campus.

Calgary - \$150

Peace River - \$150 (majority of courses offered online)

- **Fine Arts**

Students in the Faculty of Fine Arts are not charged additional fees directly. However, they are responsible for purchasing their own supplies. The University offers some of these supplies at a competitive price, but there is no obligation to buy.

- **Health Sciences**

The School of Health Sciences does not charge students any additional fees.

- **Arts and Science**

*Chemistry-*

There are some extra costs to students such as lab manuals, lab coats and safety glasses, but these are purchased by the students through the bookstore. Also, there is a refundable locker fee that is collected through the cash office.

*Economics-*

There are no mandatory extra fees charged, however some students opt to purchase the Shazam Software.

*Geography-*

There are field trip fees to cover the extra costs of working in the field. These costs include van rental, park admittance, camping permits, etc. The fee varies depending on the course and the destination.

The department also charges for printing on their large color roll-plotter. The charge is based on the size of the poster to compensate for the cost of operations.

*Mathematics and Computer Science-*

Students can purchase an optional \$5 computer account for printing from the SUN workstations.

University of Lethbridge

**STUDENT FEE REPORT – 2004-05**

*Native American Studies-*

There are 3 cassette tapes of the Blackfoot Language available for students to purchase. Each tape costs \$5.

*Kinesiology-*

PHAC 2705 & 2715:

Students are charged a \$20 fee for camping trips to help cover the costs of gas, van rental, etc.

Knes. 4650: (Principles of Athletic Training)

There is a \$35 lab fee charged for participation in this course.

*Philosophy-*

Does not charge any extra fees to students.

## Appendix B:

### Graduate Programs: Western Canadian Fee Comparison

#### ***University of Lethbridge***

- Graduate Student Association fees are \$75 per year.
- Graduate course fees are \$475 per course.
- Education students must pay at least nine term fees (\$925 per term).
- MA/M.Sc students pay \$4750 tuition and \$240 materials fee for their first year (three semesters). M.Sc. Management students pay \$9,600 and \$240 materials fee for their first year.
- In each subsequent semester, a continuation fee of \$475 and a material fee of \$24 are applicable.

#### ***University of Calgary***

- Graduate Student Association fees are \$82.51 per year.
- Students in course-based programs are assessed tuition fees by course. The fee is the equivalent to a graduate half course- \$609 per course.
- Students in thesis based programs pay between one and three years of full program fees depending on what program they are in and their background. Full program fees amount to \$4,765 per year.
- After students pay full program fees for their designated time, they pay continuation fees of \$1,386 per year.

#### ***University of Alberta***

- Graduate Students' Association fee is \$38.50 per semester.
- The graduate fee index is \$88.68. One full course is 6 fee indexes, so a course is \$532.08.
- This index is for courses, a course based Master's project, or a thesis section.

#### ***University of British Columbia***

- Graduate Student Society fees are \$39 per year.
- Master degree programs cost \$1237.33 per term. After six terms, continuing fees are \$1695.50 per year.
- PhD programs cost \$1237.33 per term. After nine terms, continuing fees are \$1695.50 per year.

University of Lethbridge  
**STUDENT FEE REPORT – 2004-05**

***Simon Fraser***

- No mention of a Graduate Student Society fee.
- Minimum fee for a Master's degree is six full time fee units. The minimum fee for a PhD program is eight full time fee units.
- A full time fee unit is \$1417.90.

***University of Victoria***

- Graduate Students' Society Fee is \$51.75 per term.
- A Masters Program is a minimum of 5 fee installments. A fee installment is the equivalent of 1 term.
- Students in the Masters program also pay \$600.00 per term for five terms.
- A PhD degree is a minimum of 7.5 fee installments.
- MBA Program fees are \$3,333.40 per fee installment. Graduate fees are \$1,468.00 per fee installment.
- Students who have paid the entire program fee for their degree, but have yet to complete it pay a re-registration fee of \$1,100/term for a Masters and \$583.00/term for Graduate.

***University of Northern British Columbia***

- Graduate Student Society fees are \$33.33 per semester.
- Most graduate programs cost a total of \$6,814.92 over six semesters.
- A PhD costs \$10,222.38 over nine semesters.

***University of Saskatchewan***

- Graduate Student's Association fee is \$43.38.
- Master's students must pay 3 standard term tuition installments and then the Continuing Registration Tuition in each graduate term until the end of their program.
- Ph.D. students must pay 6 standard term tuition installments and then the Continuing Registration Tuition in each graduate term until the end of their program.
- Standard term tuition is \$1,771 and continuing registration tuition is \$483.

***University of Regina***

- No mention of Graduate Student Society fee.
- Graduate Program fees are \$119.50 per credit hour or \$358.50 per course, except for programs in Administration and Economics, which are \$239.00 per credit hour or \$717.00 per course.
- Course fees are administered as well according to course.

University of Lethbridge  
**STUDENT FEE REPORT – 2004-05**

***University of Manitoba***

- Graduate Student Organization fees are \$146.75 on the Fort Garry Campus and \$128.75 on the Bannatyne Campus.
- Tuition fees for a one-year program for diploma, Master's or Ph.D. is \$4,177.
- The Continuing fee is \$674.

***University of Winnipeg***

- Fees are the same as the University of Manitoba. The two institutions run a joint Master's program.

***Brandon University***

- No mention of a Graduate Student Society Fee.
- Graduate course fees are \$2,084.85 per term for Education, \$2,174.85 for Music, \$2,047.20 for Rural Development.
- Those students who have not yet completed their degree pay the continuing registration fee of \$150 every year.
- The graduate reinstatement fee is \$300 plus \$150 for each academic year since the student's last registration.



## Appendix C:

### University Bookstore: Current Issues and Pricing Trends

The University Bookstore acts as a liaison between professors who want to order textbooks, publishers who want to sell them, and university students who wish to buy them. Keeping all three groups happy by offering competitive prices and excellent service is not always easy. The textbook industry has experienced significant turmoil in the last number of years. A number of major Canadian Publishers have been bought out in recent years by American Publishing Companies. This causes bookstore costs to increase significantly due to both shipping costs and the Canadian dollar in comparison to the American.

The cost of publishers is on a continual increase, just like the cost of living. Unfortunately, some publishers do not only increase prices with general increases in the economy. In other words, some publishers will raise the price of a textbook even when it is not a new printing. Even if the copy has been sitting on their shelf for two years, if they get word that someone else is selling that kind of textbook for more, the price will raise. This converts to nothing but profit for the publisher.

One important fact to note when considering textbook costs is that the University has not raised their markup in over 16 years. Also, the bookstore is an ancillary service and lowering their existing markup is not an option if they wish to continue operating. Increases in textbook prices cannot be attributed to them. The bookstore is committed to keeping prices as low as possible. Table 12 details textbook costs for both 2000 and 2004 for eight sample students.

Table 12  
**Textbook Costs (2000,2004)**

2000		2004		2000		2004	
Student 1		Student 1		Student 2		Student 2	
5 courses		5 courses		5 courses		5 courses	
B.A. Semester 1		B.A. Semester 1		B.A. Semester 5		B.A. Semester 5	
Geog 1000	\$101.50	Geog 1000	\$156.75	Eng 2900	\$20.99	Eng 2610	\$47.99
Anthro 1000	\$99.60	Anthro 1000	\$105.75	Eng 2550	\$114.44	Eng 2440	\$87.50
Eng 1900	\$81.00	Eng 1900	\$81.50	Psych 1000	\$130.75	Psych 1000	\$108.00
Psych 1000	\$34.25	Psych 1000	\$108.00	Hist 2710	\$39.50	Hist 2710	\$108.00
Socio 1000	\$84.75	Socio 1000	\$88.50	Math 2560	\$0.00	Math 2560	\$261.50
<b>TOTAL</b>	<b>\$401.10</b>	<b>TOTAL</b>	<b>\$540.50</b>	<b>TOTAL</b>	<b>\$305.68</b>	<b>TOTAL</b>	<b>\$612.99</b>

University of Lethbridge  
**STUDENT FEE REPORT – 2004-05**

2000		2004		2000		2004	
Student 3 5 courses B.Sc. Semester 1		Student 3 5 courses B.Sc. Semester 1		Student 4 5 courses Pre Eng. Semester 1		Student 4 5 courses Pre Eng. Semester 1	
Bio 1000	\$152.50	Bio 1010	\$128.00	Chem 1010	\$114.00	Chem 1000	\$113.50
Chem 1000	\$114.00	Chem 1000	\$113.50	English 1900	\$81.00	English 1900	\$81.50
Math 1560	\$101.38	Math 1560	\$261.50	Math 1560	\$101.38	Math 1560	\$261.50
Eng 1900	\$91.97	Eng 1900	\$81.50	Physics 1000	\$109.50	Physics 1000	\$195.25
Physics 1000	\$109.50	Physics 1000	\$195.25	Stats 1770	\$91.25	Stats 1770	\$117.50
<b>TOTAL</b>	<b>\$569.35</b>	<b>TOTAL</b>	<b>\$779.75</b>	<b>TOTAL</b>	<b>\$497.13</b>	<b>TOTAL</b>	<b>\$769.25</b>

2000		2004		2000		2004	
Student 5 5 courses Pre Eng. Sem 2		Student 5 5 courses Pre Eng. Sem 2		Student 6 5 courses BFA Drama Sem 6		Student 6 5 courses BFA Drama Sem 6	
Chem 2100	\$128.25	Chem 2100	\$126.00	Drama 2830	\$0.00	Drama 2812	\$113.25
Econ 1010	\$52.25	Econ 1010	\$71.50	Drama 3310	\$0.00	Drama 3310	\$0.00
Math 2560	\$90.75	Math 2560	\$261.50	Drama 3410	\$34.75	Drama 3710	\$34.95
Physics 2000	\$112.00	Physics 2000	\$60.50	Drama 3850	\$0.00	Drama 3850	\$0.00
Stats 2780	\$20.00	Stats 2780	\$117.50	Women 2000	\$57.50	Women 2000	\$81.06
<b>TOTAL</b>	<b>\$403.25</b>	<b>TOTAL</b>	<b>\$637.00</b>	<b>TOTAL</b>	<b>\$92.25</b>	<b>TOTAL</b>	<b>\$229.26</b>

2000		2004		2000		2004	
Student 7 5 courses B.Mngt. Sem 5		Student 7 5 courses B.Mngt. Sem 2		Student 8 5 courses BA English Sem 7		Student 8 5 courses BA English Sem 7	
Mngt 2000	\$94.00	Mngt 2001	\$97.00	English 2550	\$114.44	English 2440	\$87.50
Mngt 2060	\$126.75	Mngt 2060	\$156.00	English 2900	\$20.99	English 2610	\$47.99
Mngt 2100	\$90.75	Mngt 2100	\$96.00	English 4400	\$169.50	English 4400	\$115.43
Mngt 3020	\$80.00	Mngt 3020	\$92.75	Anthro 2200	\$87.69	Anthro 2010	\$122.05
Mngt 3080	\$96.00	Mngt 3080	\$149.50	Women 2000	\$57.50	Women 2000	\$81.06
<b>TOTAL</b>	<b>\$487.50</b>	<b>TOTAL</b>	<b>\$591.25</b>	<b>TOTAL</b>	<b>\$450.12</b>	<b>TOTAL</b>	<b>\$454.03</b>

Many of the courses exemplified here have more than one section offered, meaning that it is possible that a different textbook could be used in different sections. When this is the case, it is probably the most frequently used text that is noted.

## Appendix D:

### Off-Campus Internet Access

Providing access to technology has become a big part of the University’s mission. In addition to providing numerous free services and equipment like computer labs, scanners, and on-campus Internet access, the University provides off-campus Internet access to students and alumni for a fee. Off-campus Internet access prices at the U of L are higher than at many Western Canadian Universities. This fee is one example of U of L fees exceeding fees from other universities, although for the most part there is also greater value and service for this increased fee. This year the off-campus Internet access fee is \$54 per semester for unlimited access. The majority of institutions provide their students with a few free hours a week and a levy per hour used on top of that.

Table 13

<b>Institution</b>	<b>Fee Structure and Charges</b>
<b>Lethbridge</b>	Charge is \$54 per semester for unlimited use
<b>Calgary</b>	Free dial up service for all staff and students.
<b>Alberta</b>	Free dial up service for all staff and students.
<b>Athabasca</b>	N/A
<b>British Columbia</b>	5 hours of dial-up is \$7.50 a month or \$80.95 a year. 20 hours of dial-up is \$9.95 a month or \$107.95 a year. 50 hours of dial-up is \$19.95 a month or \$229.95 a year.
<b>Simon Fraser</b>	Student access limited to 120 hours/semester between 8am and midnight. Midnight to 8am is unlimited. Extra hours may be purchased.
<b>Victoria</b>	The first 15 minutes of connection are free. After that it is \$0.75/hour during prime time and \$0.30/hour during off hours.
<b>UNBC</b>	N/A
<b>Saskatchewan</b>	Offers U Connect, which is \$11.95 per month for 60 hours. Extra hours are \$0.50/hr (minimum 10 hour purchase).
<b>Regina</b>	Offers students, staff and faculty a dial up rate of \$12.50 per month.
<b>Brandon</b>	N/A
<b>Manitoba</b>	Aren’t charged access fees, they are included in tuition and all students pay them.
<b>Winnipeg</b>	Offers free dial up services for students and staff.

## Appendix E:

### Loans & Scholarships

Scholarships and Student Finance provided the following information on loans, grants and bursaries received by students at the University of Lethbridge for 2002-2003 as well as 2003-2004.

Table 14  
**2003-2004**

Type of Award	# of Awards	# of Students	Total Dollars	Avg. per Award	Avg. per Student
CSL	2,240	2,090	\$9,092,530	\$4,059	\$4,350
ASL	2,142	1,893	\$4,429,900	\$2,068	\$2,340
<i>Loan Total</i>	<i>2,485</i>	<i>2,174</i>	<i>\$13,522,430</i>	<i>\$5,442</i>	<i>\$6,220</i>
DSG	3	3	\$13,233	\$4,411	\$4,411
CSG	213	188	\$253,795	\$1,192	\$1,350
MG	65	55	\$152,881	\$2,352	\$2,780
AOB	320	315	\$283,995	\$887	\$902
LRB	172	172	\$332,935	\$1,936	\$1,936
CMB	589	589	\$1,408,560	\$2,391	\$2,391
<i>Grant Total</i>	<i>1,034</i>	<i>999</i>	<i>\$2,445,399</i>	<i>\$2,365</i>	<i>\$2,448</i>
<b>TOTAL</b>	<b>2,486</b>	<b>2,175</b>	<b>\$15,967,829</b>	<b>\$6,423</b>	<b>\$7,342</b>

Table 15  
**2002-2003**

Type of Award	# of Awards	# of Students	Total Dollars	Avg. per Award	Avg. per Student
CSL	2,304	2,122	\$9,002,470	\$3,907	\$4,242
ASL	2,256	1,979	\$4,785,000	\$2,121	\$2,418
<i>Loan Total</i>	<i>2,547</i>	<i>2,206</i>	<i>\$13,787,470</i>	<i>\$5,413</i>	<i>\$6,250</i>
DSG	4	4	\$13,060	\$3,265	\$3,265
CSG	246	209	\$294,380	\$1,197	\$1,409
MG	71	60	\$179,332	\$2,526	\$2,989
AOB	285	284	\$255,250	\$896	\$899
LRB	160	160	\$319,960	\$2,000	\$2,000
CMB	614	614	\$1,465,500	\$2,387	\$2,387
<i>Grant Total</i>	<i>1,047</i>	<i>1,001</i>	<i>\$2,531,482</i>	<i>\$2,418</i>	<i>\$2,529</i>
<b>TOTAL</b>	<b>2,549</b>	<b>2,207</b>	<b>\$16,318,952</b>	<b>\$6,402</b>	<b>\$7,394</b>

CSL- Canada Student Loan  
 ASL- Alberta Student Loan  
 DSG- Disability Study Grant  
 CSG- Canada Study Grant

MG- Maintenance Grant  
 AOB- Alberta Opportunities Bursary  
 LRB- Loan Relief Benefit  
 CMB- Canadian Millennium Bursary

**STUDENT FEE REPORT – 2004-05**

As can be seen from the data on student loans, the amount of awards presented to students dropped by 2.5% between 2002-03 and 2003-04. Though the value of the award per student increased, fewer students received the awards. Alberta Student Loans have slightly declined and with increasing tuition fees as well as living costs, the last thing students need is a decrease in available help.

The following summary of scholarship data, compiled by Scholarships and Student Finance, gives aggregate numbers for all scholarships awarded from 2001/02 to 2004/05.

Table 16

	2004/05	2003/04	2002/03	2001/02
<b># of Entrance (HS)</b>	402	498	359	357
<b>average \$ value</b>	\$1,164	\$946	\$1,236	\$1,203
<b># of Entrance Transfer</b>	72	113	106	110
<b>average \$ value</b>	\$810	\$791	\$868	\$878
<b># of Continuing</b>	659	617	549	517
<b>average \$ value</b>	\$736	\$730	\$747	\$856
<b># of Graduate</b>	12	6	6	6
<b>average \$ value</b>	\$1,125	\$1,000	\$1,250	\$1,250

In 2004/05, the number of awards given and the total scholarship money available increased for the undergraduate and graduate awards, but decreased for the entrance and transfer awards. On average, the dollar amount for each award increased by 9.7%. It would be beneficial if the amount of money available for entrance awards increased again to help offset the initial shock of tuition fees for new students, helping to keep the enrolment as high as possible. It is great that undergraduate awards are on the incline to help students during a time when student loans are decreasing.