


Door or Flap Pop-up Card, page 1 (Illustrated directions for page 2)

Directions:

Get your folding and cutting done:

1) Fold page 2 towards you along lines
1 and 2:




2) Unfold it.

3) Fold in half along line 3.:



4) Unfold it.

5) Fold in half along line 4:



6) While still folded along line 4, cut line
A, B, C, D:




Create your card:


1) Fold in half along line 3 again, so all
this writing is inside your card, and
hidden:




2) Holding the left and right sides, push
these sides together to make a tower:



3) Fold your door flaps open:



4) Draw your favourite "thing" in the
shaded oval, so you can see it through
the door flaps:



NOTE:

If you have trouble with these directions, there are illustrated directions for each step, below, on page 1.

Key:

Fold 


Cut 

Pull or push 

**Ideas:**

- 1) Color your doors.
- 2) Write riddle hints on the front of your card, about your favourite "thing" behind the door flaps. See if people can guess what your "thing" is, from these hints, before they open the door flaps.
- 3) If you do not need to fold up your pop-up card, make a roof for your tower, to hide your favourite thing better.

1



2

3

A

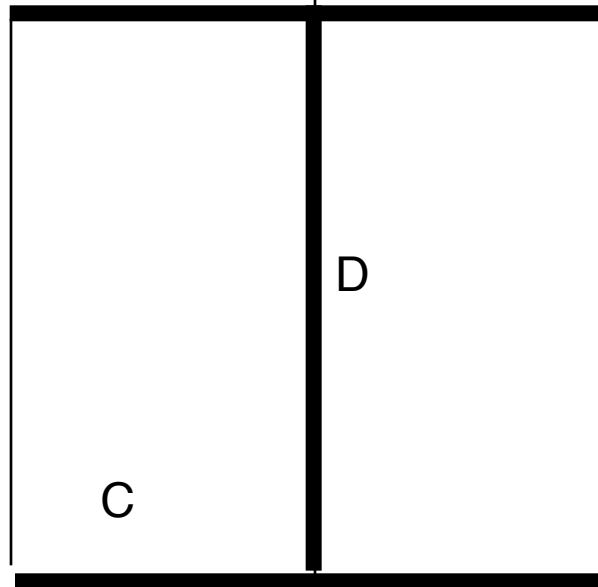

**Door or Flap Pop-Up Card ,
page 2**
Directions:
Get your folding and cutting done:

- 1) Fold this paper towards you along lines 1 and 2.
- 2) Unfold it.
- 3) Fold in half along line 3.
- 4) Unfold it.
- 5) Fold in half along line 4.
- 6) While still folded along line 4, cut line A, B, C, D.

Create your card:

- 1) Fold in half along line 3 again, so all this writing is inside your card, and hidden.
- 2) Holding the left and right sides, push these sides together to make a tower.
- 3) Fold your door flaps open.
- 4) Draw your favourite "thing" in the shaded oval, so you can see it through the door flaps.

B



D

C

**More ideas...**

- 4) Make this a "shape" book, as well as a "door" or "flap" book, by cutting the top edges of your folded card into shapes related to your favourite "thing" drawn on your pop-up card. It could be people, places, or building shapes. Your card could be a great castle, as it already has a tower in the middle of it!
- 5) Cut out some more doors, windows, or flaps, and draw some more pictures behind them.